

S.K.P.GOVERNMENT DEGREE COLLEGE

Guntakal, Ananthapuram Dist, Andhra Pradesh

(Affiliated to Sri Krishnadevaraya University, Anantapur)

2017-18

Feed Back is collected from 1. Students 2.Alumni 3. Teachers 4. Employers . The feed back forms are designed by IQAC , After due permission from the Principal , feedback is collected from stake holders yearly once in February month. The feedback collected is analyzed and submitted to The Principal and Staff Council for necessary action . The feedback , analysis and ATR are placed in college web site.

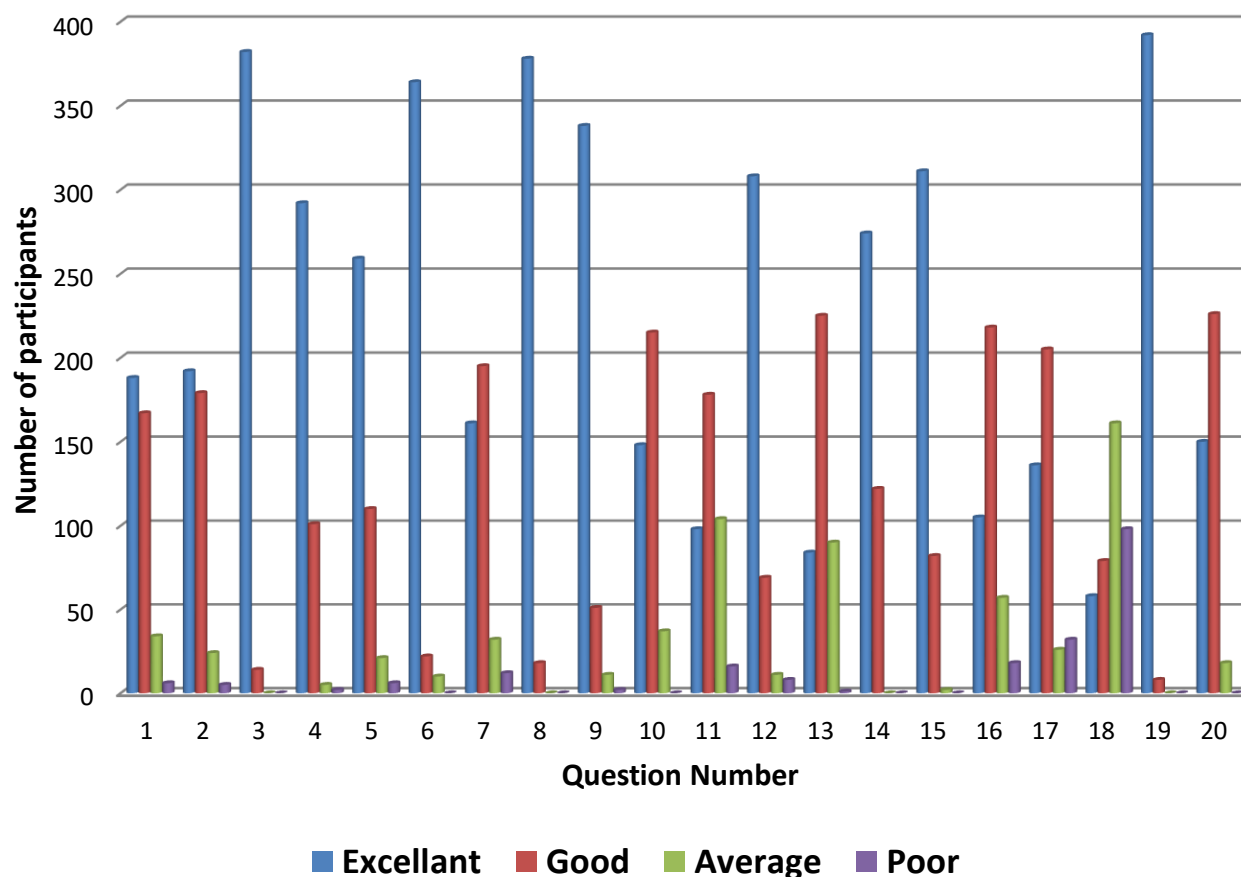
STUDENTS FEED BACK

I.A.The following Questionnair is given to the students during for the academic year 2017-18

S.N	Parameter	Excellent (%)		Good (%)		Average (%)		Poor (%)	
1	Overall, educational experience in SKP Govt. College	188	47%	167	42%	34	9%	6	2%
2	Quality of the teaching faculty	192	48%	179	45%	24	6%	5	1%
3	Mentorship Program	382	96%	14	4%	0	0%	0	0%
4	Access to teaching faculty is good	292	73%	101	25%	5	1%	2	1%
5	Overall Infrastructure of the institution	259	65%	110	28%	21	5%	6	2%
6	Class and laboratory facilities	364	91%	22	6%	10	3%	0	0%
7	Library facility	161	40%	195	49%	32	8%	12	3%
8	Parking facility	378	95%	18	5%	0	0%	0	0%
9	Toilets & Washrooms	338	85%	51	13%	11	3%	2	1%
10	Common Rooms	148	37%	215	54%	37	9%	0	0%

11	Training & Placement	98	25%	178	45%	104	26%	16	4%
12	Sport and recreational facilities	308	77%	69	17%	11	3%	8	2%
13	Clubs and student organizations	84	21%	225	56%	90	23%	1	0%
14	Campus safety	274	69%	122	31%	0	0%	0	0%
15	Extracurricular activities	311	78%	82	21%	2	1%	0	0%
16	Canteen facility	105	26%	218	55%	57	14%	18	5%
17	Availably of Computers in the Campus	136	34%	205	51%	26	7%	32	8%
18	Wi-Fi Facility	58	15%	79	20%	161	40%	98	25%
19	Drinking Water Facility	392	98%	8	2%	0	0%	0	0%
20	Usage of ICT Classrooms by teachers	150	38%	226	57%	18	5%	0	0%

I.B. Student Feedback Analysis for 2017-18



I.C. Analysis of Student Feed back responses

The feedback forms are prepared by IQAC and with the help of Senior faculty , the forms are distributed to students in the classes and feed back is collected and analyzed The Student feed back is collected from 400 students and the responses are analyzed. The report is presented to Principal and Staff Council for necessary action and improvements in next academic year.

Feedback where more than 90% students expressed satisfaction :

- ✓ Quality of the teaching faculty

- ✓ Mentorship Program
- ✓ Access to teaching faculty is good
- ✓ Overall Infrastructure of the institution
- ✓ Class and laboratory facilities
- ✓ Parking facility
- ✓ Common Rooms
- ✓ Toilets & Washrooms
- ✓ Sport and recreational facilities
- ✓ Campus safety
- ✓ Extracurricular activities
- ✓ Drinking Water Facility
- ✓ Usage of ICT Classrooms by teachers

Feedback where satisfaction levels are between 75-90%

- ✓ Library facility
- ✓ Clubs and student organizations
- ✓ Canteen facility
- ✓ Availability of Computers in the Campus

Feedback where satisfaction levels are less than 75% :

- ✓ Training & Placement (70%)
- ✓ Wi-Fi Facility (35%)

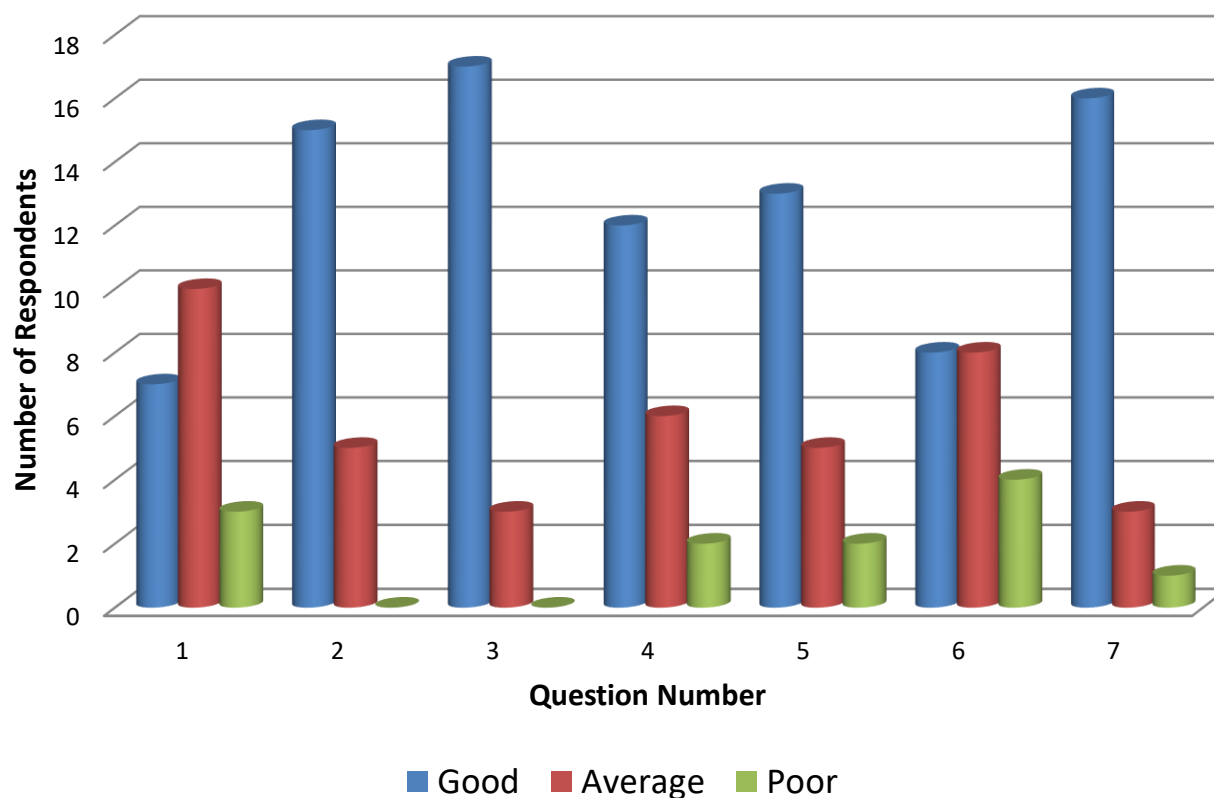
SUGGESTIONS OF THE STUDENTS :

- Training and placement activities to be improved
- Number of computers availability to be increased
- Wi-fi not available in many areas of the college
- PG Entrance Coaching needed in the college
- Coaching to Civil Services, Group-1&2 , Defence and Police to conducted in the college

II.A. Alumni Feedback responses are given below for 2017-18

Q.No	Feedback Question	Good	Average	Poor
1	How do you rate the courses that you have learnt in the college in relation to your current job / occupation ?	7(35%)	10	3
2	Infrastructure and Lab facilities	15(75%)	5	0
3	Faculty	17(85%)	3	0
4	Library	12(60%)	6	2
5	Office Staff	13(70%)	5	2
6	Educational Resources:	8(40%)	8	4
7	Overall Rating of the College :	16(80%)	3	1

II.B. Alumni Feedback Analysis 2017-18



II.C. Analysis of Alumni Feed back Responses

The feedback forms are prepared by IQAC and with the help of Alumni Committee , the forms are distributed to Alumni in Alumni meetings and feed back is collected and analyzed . The Alumni feed back is collected from 20 Alumnus as sample survey and the responses are analyzed. The report is presented to Principal and Staff Council for necessary action .

Feedback where satisfaction levels are more than 80%

- ✓ Overall Rating of the College :
- ✓ Faculty

Feedback where satisfaction levels are between 70-80%

- ✓ Office Staff
- ✓ Infrastructure and Lab facilities

Feedback where satisfaction levels are less than 70%

- ✓ How do you rate the courses that you have learnt in the college in relation to your current job / occupation ?
- ✓ Library
- ✓ Educational Resources:

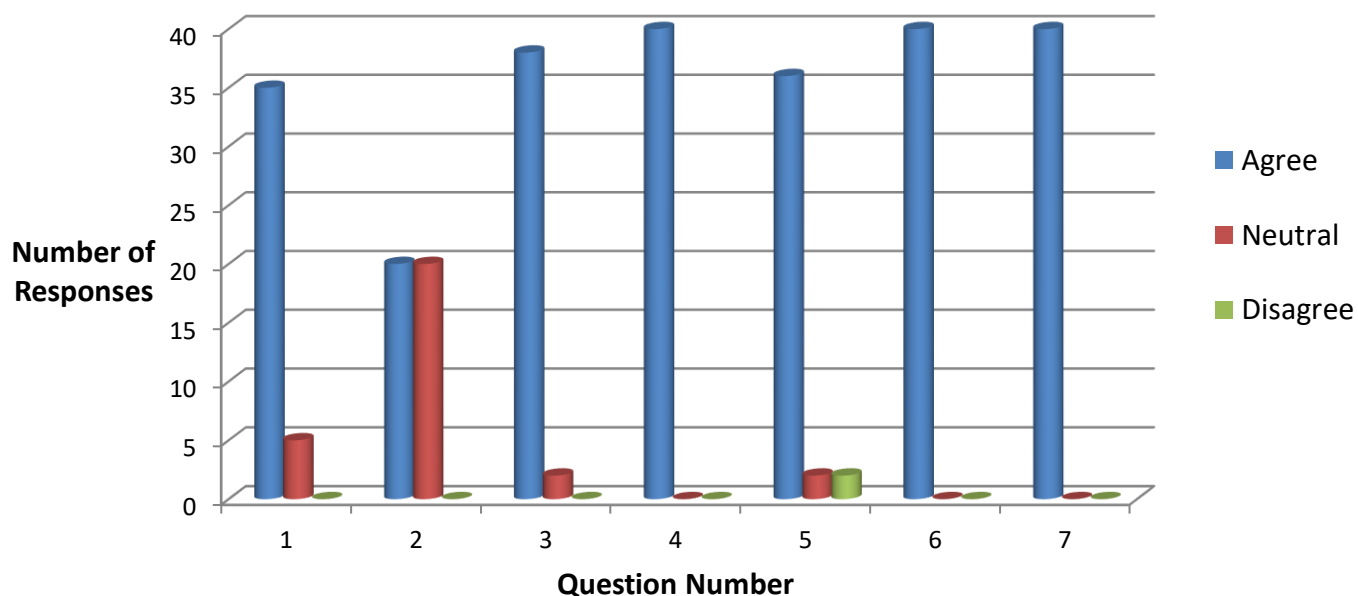
SUGGESTIONS OF THE ALUMNI

- Introduction of market based courses
- Improvement in ICT usage by staff and students
- Computer training to Non computers Students
- Infrastructure in Classrooms augmentation with e class rooms
- New Library books and journals to be made available

III.A. Teachers Feedback responses are given below for 2017-18

17Q.No	Feedback Question	Agree	Neutral	Disagree
1	Current syllabus is need based	35	5	0
2	Curriculum having current content	20	20	0
3	Programmes outcomes of the syllabi is well defined	38	2	0
4	Curriculum having good academic flexibility	40	0	0
5	It is comfortable to adopt new pedagogical teaching techniques in the stipulated time period as planned for curriculum transaction.	36	2	2
6	The College facilitates ICT based teaching	40	0	0
7	Internal Assessment is beneficial and enhances learning levels of students	40	0	0

III.B. Teachers Feed back Analysis 2017-18



III.C. Analysis of Teachers Feed back Responses

The feedback forms are prepared by IQAC and the feedback forms are distributed to Staff and feedback is collected and analyzed . The Teachers feedback is collected from 20 Staff members as sample survey and the responses are analyzed. The report is presented to Principal for necessary action .

Except in three aspects of the feedback , teachers expressed satisfaction or consent to the present system to the extent of almost 90% -100% . The issues in which teachers had varied opinions are as follows:

- ✓ It is comfortable to adopt new pedagogical teaching techniques in the stipulated time period as planned for curriculum transaction: 10% of teachers expressed difficulty to new changing CBCS syllabus and pedagogical methods.
- ✓ Current syllabus is need based : 10% are neutral in opinion.
- ✓ Curriculum having current content : 5% are neutral and 5% disagreed in this aspect.

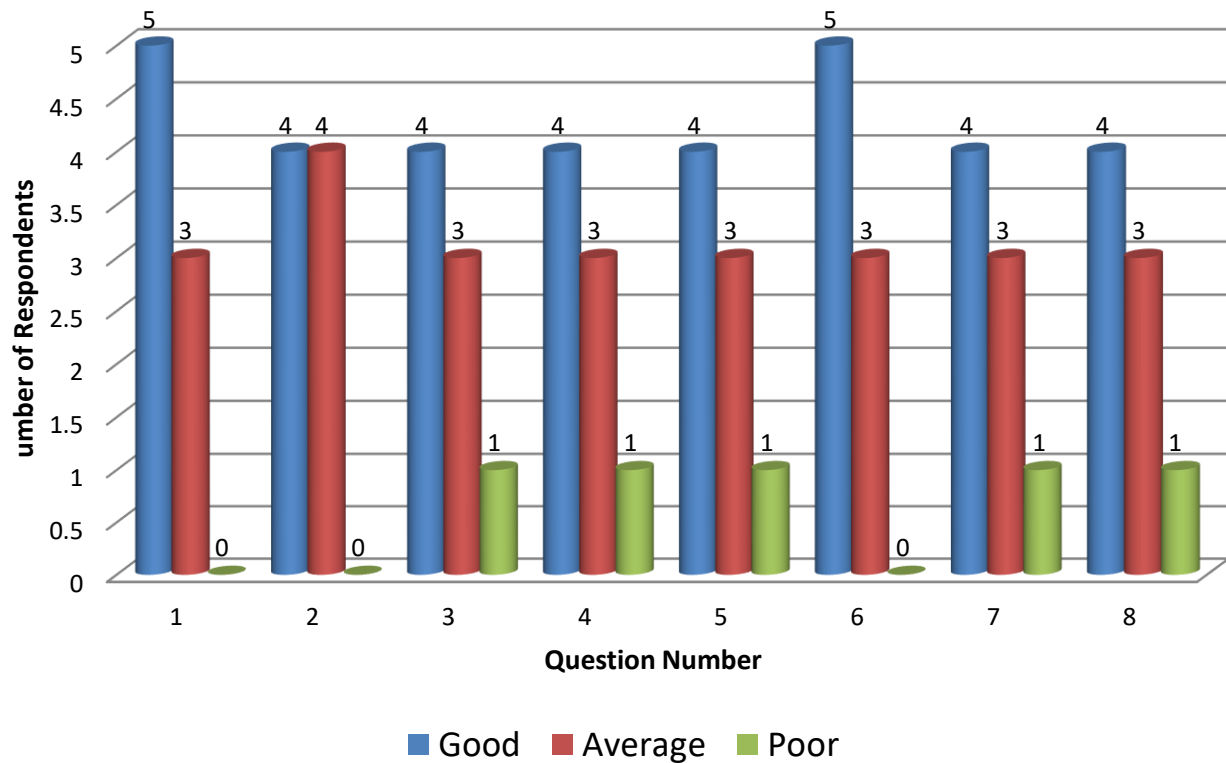
TEACHERS SUGGESTION :

- MS Office Training to teaching and Non teaching Staff to acclimatise them in ICT skills
- Internet facility to All departments

IV.A. Employers Feedback responses are given below for 2017-18

Q.N.	Feedback Question	Good	Average	Poor
1	Subject Knowledge	5	3	0
2	Personality Test/Interview	4	4	0
3	Confidence and Attitude Levels	4	3	1
4	Performance in Group Discussion	4	3	1
5	Communication Skills	4	3	1
6	Technical Skills (MS office etc)	5	3	0
7	Leadership skills and Motivational Levels	4	3	1
8	On overall , How do you rate the students of S.K.P. Government College	4	3	1

IV.B. Employers Feedback Analysis



IV.C. Analysis of Employers Feed back Responses

Feedback where satisfaction levels are more than 75%

-Nil-

Feedback where satisfaction levels are between 50-75%

- ✓ Subject Knowledge
- ✓ Technical Skills (MS office etc)

Feedback where satisfaction levels are equal to 50%

- ✓ Communication Skills
- ✓ Confidence and Attitude Levels
- ✓ Performance in Group Discussion
- ✓ Personality Test/Interview
- ✓ Leadership skills and Motivational Levels

✓ On overall , How do you rate the students of S.K.P. Government College

Feedback where satisfaction levels are less than 50%

- Nil-

EMPLOYERS SUGGESTIONS :

- English speaking ability is poor in students from rural background.
- Confidence levels are average need to hone English speaking ability and boost confidence by individual counselling.
- Separate Spoken English classes may be conducted and motivational speakers may be invited to boost confidence levels and attitude.